

# Electric UFH

Section Page No.

## Introduction

Benefits + Running Costs	396
Applications	397

## Materials

StickyMat	398
DCM-PRO	398
Loose Wire Cable	399
Insulation Board	399

## Thermostats

6iE Smart WiFi Thermostat	400
Element WiFi Thermostat	401
Tempo Digital Thermostat	401

## What's new and trending this season...












**Element WiFi Thermostat**  
Page 401



**6iE Smart WiFi Thermostat**  
Page 400

# Electric UFH Range Selector

Thermostats										
		Display			Connectivity			Safety		
										
Range	Page No.	Touch Control	Customise Display	Colour Display	Mono Display	WiFi Control	App Control	Compatible with Smart Devices	IP20 Rated	IP33 Rated
δiE Smart WiFi Thermostat	400	●	●	●		●	●	●		●
Element WiFi Thermostat	401	●		●		●	●	●		●
Tempo Digital Thermostat	401				●				●	

## Electric Underfloor Heating Features

There are many features in our electric underfloor heating range. Use the icons to help choose the right option for you.



**Touch Controls**  
Multi function touchscreen providing effortless control at your fingertips.



**Customise Display**  
Personalise with photo backgrounds, the only underfloor heating thermostat with this ability.



**Colour Display**  
Clear graphical display makes any adjustment quick and easy. Choose the display style that suits you best – wide choice of screen themes.



**Mono Display**  
Easy-to-use interface and intuitive design enables end users to choose the time as easily as they would with a watch or clock and quickly set their programs.



**WiFi Control**  
Allows you to link your thermostat with your home's existing Smart technologies such as the Amazon Echo or Google Home.



**App Control**  
SmartGeo is a unique technology developed by Warmup and built into the MyHeating App that uses an advanced algorithm to understand the most efficient heat settings for your home.



**Compatible with Smart Devices**  
Monitor your energy + cost graphs on mobile, tablet and desktop.



**IP20 Rated**  
The thermostat is touchproof and will be resistant to dust or objects that are over 12mm in size. However, it has no protection whatsoever against water.



**IP33 Rated**  
The thermostat is protected from tools and wires greater than 2.5mm. Protected from water spray less than 60 degrees from vertical.

# Introduction

## Electric Underfloor Heating

A cleaner, smarter way to heat your home

Warmup's electric underfloor heating systems are highly suitable for refurbishment projects and nearly all electrical systems can be fitted onto existing subfloors and work with almost all flooring finishes.

Electric Underfloor Heating is a cleaner, more efficient way to heat a home. Floor heaters require much less energy to reach optimal comfort temperatures than traditional centrally-heated radiators and when installed in conjunction with Warmup's Insulation Boards and a Smart Thermostat, you can expect huge savings on heating bills too.

### Benefits

Warmup Underfloor heating transforms your room into a sanctuary of warmth.

#### Design Freedom and Low Maintenance

With no bulky radiators to take up valuable wall and floor space, our systems are a designer's dream.

#### Suitable for Every Room Type

Thanks to the availability of a wide range of products and systems, there is a solution for virtually any project type whether new-build, refurbishment, retrofit, or renovation.

#### Cost Savings and Increased Energy Efficiency

Zoning your house with underfloor heating is simple, and unlike traditional systems that run all rooms at the same time, you can set the heating for individual rooms where and when you need it.

#### Comfort through Even Heat Distribution

Underfloor heating spreads warmth over the entire floor area using low-temperature radiant heat, rather than the high-temperature "point heating" associated with radiators.



### Reducing Heat Loss + Energy Consumption

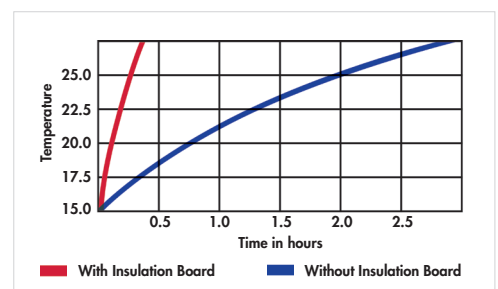
There are several ways to reduce energy consumption and heat loss. These include:

- Improving the insulation of the property (reduction of conduction losses)
- Reducing air leakage (reducing convective losses)
- Reducing energy consumption by using efficient heating methods

The overall heat loss can be decreased by looking at all of the above and by adding insulation or by ensuring that there are no gaps in the existing insulation. For under-floor heating, insulation boards are essential in reducing heat loss to the subfloor and ensuring a fast heat up time.

### Running Costs

Underfloor Heating can offer substantially lower running costs compared with traditional central heating. Running costs can vary depending on your home's design, how well insulated it is, what energy tariff you are on and how you control and monitor your homes heating.



### Running Time

Room Type	Heated Area	AM	PM	Winter Cost*
Bathroom	4m <sup>2</sup>	2hrs	1hr	£24.26
Kitchen	5m <sup>2</sup>	1hr	2hrs	£30.33
Lounge	15m <sup>2</sup>	0hrs	3hrs	£85.27



\*Assumptions: 12.66p/kWh - system on 6 months (182 days) per year. System installed on 10mm Warmup® Insulation Board. \*\*Avg. running cost after initial heat-up period = 0.85p/m<sup>2</sup>/hr. For more details visit [www.warmup.co.uk](http://www.warmup.co.uk)

# Introduction

## Applications

Underfloor Heating Solutions for any Project. Radiant heating is compatible with almost all floor finishes and room types in your house.

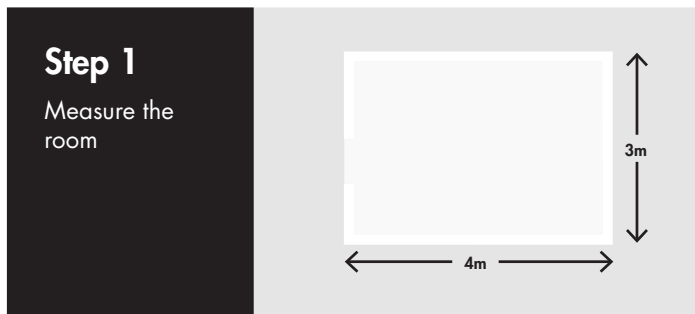
Insulating your floor prevents the thermal mass from escaping downwards, significantly reducing the amount of heat absorbed by the subfloor.



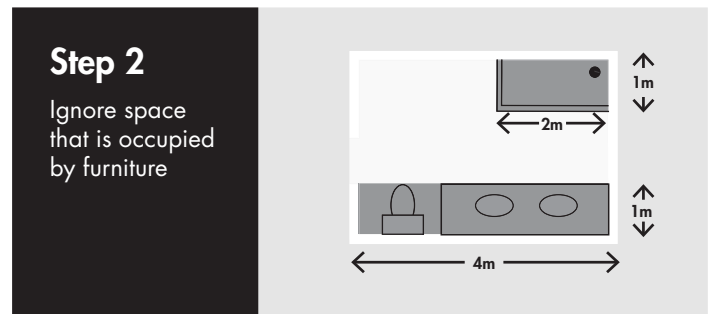
## 4 Simple Steps To Calculate The Area For Electric Floor Heating Systems

First, determine the available room floor space. This is the total amount of floor area, reduced by the area occupied by fixed objects, i.e. kitchen cabinets, bath, etc.

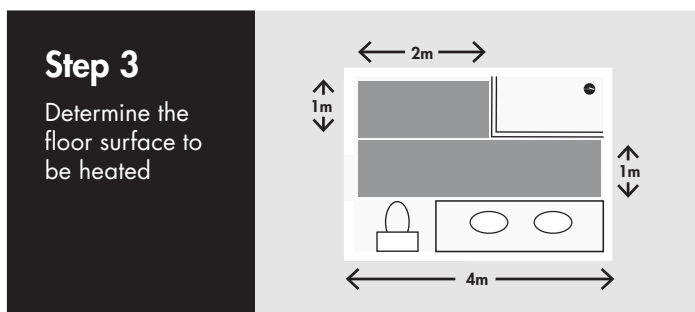
You only need to heat the area you will walk on. We advise you to place at 5 centimetres away from the walls.



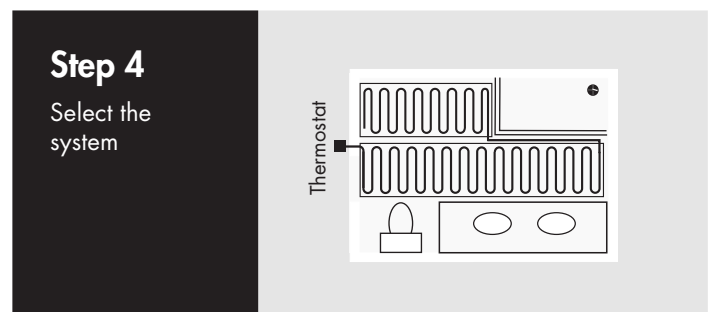
Work out the total floor area.  
If the overall space is rectangular in shape, for example 4m by 3m, you only have to multiply both numbers, giving you **12m<sup>2</sup>**



Calculate how much of the floor space is occupied by fixed objects, such as shower tray, sink, etc.  
Start with the big items and finish with small items.  
Area occupied by furniture:  $4m^2 + 2m^2 = 6m^2$



From step 1 and step 2 you now know how much fixed space you need:  
**Step 1: 12m<sup>2</sup> Step 2: 6m<sup>2</sup>**




Now calculate the amount of free floor space for your Warmup cable or mat:  
**Surface to be heated:  $12m^2 - 6m^2 = 6m^2$**

# Materials



**Guarantees**  
**3** Lifetime on Warmup Thermostats

## StickyMat



- The thinnest dual-fluoropolymer coated heating wire (less than 1.8mm diameter)
- StickyMat with pressure sensitive adhesive, for the fastest and most secure installation
- Can be repositioned easily without losing adhesion
- The pressure sensitive adhesive ensures that no wire or mesh is raised when tiling or covering with a self-levelling compound

StickyMat 150W/m <sup>2</sup>		
SPM1	1m <sup>2</sup>	£127.00
SPM1.5	1.5m <sup>2</sup>	£161.00
SPM2	2m <sup>2</sup>	£183.00
SPM2.5	2.5m <sup>2</sup>	£225.00
SPM3	3m <sup>2</sup>	£261.00
SPM3.5	3.5m <sup>2</sup>	£293.00
SPM4	4m <sup>2</sup>	£325.00
SPM4.5	4.5m <sup>2</sup>	£350.00
SPM5	5m <sup>2</sup>	£380.00
SPM6	6m <sup>2</sup>	£448.00
SPM7	7m <sup>2</sup>	£516.00
SPM8	8m <sup>2</sup>	£563.00
SPM9	9m <sup>2</sup>	£612.00
SPM10	10m <sup>2</sup>	£649.00
SPM11	11m <sup>2</sup>	£688.00
SPM12	12m <sup>2</sup>	£751.00
SPM15	15m <sup>2</sup>	£943.00

StickyMat 150W/m <sup>2</sup>		
2SPM0.5	0.5m <sup>2</sup>	£84.00
2SPM1	1m <sup>2</sup>	£142.00
2SPM1.5	1.5m <sup>2</sup>	£178.00
2SPM2	2m <sup>2</sup>	£198.00
2SPM2.5	2.5m <sup>2</sup>	£241.00
2SPM3	3m <sup>2</sup>	£282.00
2SPM3.5	3.5m <sup>2</sup>	£318.00
2SPM4	4m <sup>2</sup>	£354.00
2SPM4.5	4.5m <sup>2</sup>	£377.00
2SPM5	5m <sup>2</sup>	£408.00
2SPM6	6m <sup>2</sup>	£481.00
2SPM7	7m <sup>2</sup>	£556.00
2SPM8	8m <sup>2</sup>	£612.00
2SPM9	9m <sup>2</sup>	£658.00
2SPM10	10m <sup>2</sup>	£694.00
2SPM15	15m <sup>2</sup>	£1014.00

## DCM-PRO

# DCM-PRO



### DCM-PRO Cable

The DCM-PRO is the fastest solution for the installation of a heated decoupling system in all areas, installing electric underfloor heating in minutes with less tile adhesive because of its self-adhesive backing. The self-healing decoupling layer of the DCM-PRO mat protects floor finishes from damage. The layer contracts and expands to deal with structural movements in subfloors due to seasonal changes, preventing damage from occurring to floor coverings.

DCM-C-1	DCM-Pro cable 150W 10.9m for 1m <sup>2</sup> coverage	£126.00
DCM-C-1.5	DCM-Pro cable 225W 16.3m for 1.5m <sup>2</sup> coverage	£138.00
DCM-C-2	DCM-Pro cable 300W 21.8m for 2m <sup>2</sup> coverage	£166.00
DCM-C-2.5	DCM-Pro cable 375W 27.2m for 2.5m <sup>2</sup> coverage	£187.00
DCM-C-3	DCM-Pro cable 450W 32.7m for 3m <sup>2</sup> coverage	£210.00
DCM-C-3.5	DCM-Pro cable 525W 38.1m for 3.5m <sup>2</sup> coverage	£236.00
DCM-C-4	DCM-Pro cable 600W 43.5m for 4m <sup>2</sup> coverage	£264.00
DCM-C-4.5	DCM-Pro cable 675W 49m for 4.5m <sup>2</sup> coverage	£292.00
DCM-C-5	DCM-Pro cable 750W 54.4m for 5m <sup>2</sup> coverage	£330.00
DCM-C-6	DCM-Pro cable 900W 65.3m for 6m <sup>2</sup> coverage	£363.00
DCM-C-7	DCM-Pro cable 1050W 76.2m for 7m <sup>2</sup> coverage	£407.00
DCM-C-8	DCM-Pro cable 1200W 87.1m for 8m <sup>2</sup> coverage	£451.00
DCM-C-9	DCM-Pro cable 1350W 98m for 9m <sup>2</sup> coverage	£506.00
DCM-C-10	DCM-Pro cable 1500W 108.8m for 10m <sup>2</sup> coverage	£566.00
DCM-C-12	DCM-Pro cable 1800W 130.6m for 12m <sup>2</sup> coverage	£637.00
DCM-C-14	DCM-Pro cable 2100W 152.4m for 14m <sup>2</sup> coverage	£726.00
DCM-C-16	DCM-Pro cable 2400W 174.1m for 16m <sup>2</sup> coverage	£825.00

# Materials

## DCM-PRO

### DCM-PRO Mat

<b>new</b> DCM-PS-0.73	DCM-PRO Peel and Stick Mat 0.73m <sup>2</sup>	£19.00
<b>new</b> DCM-PS-14	DCM-PRO Peel and Stick Mat 14m <sup>2</sup>	£332.00
<b>new</b> DCM-F-0.73	DCM-PRO Fleece Mat 0.73m <sup>2</sup>	£16.00
<b>new</b> DCM-F-14	DCM-PRO Fleece Mat 14m <sup>2</sup>	£282.00

### DCM-PRO Accessories

DCM-E-25	10mm x 30mm x 25m Perimeter Edge Strip	£30.00
DCM-T-10	120mm x 10m Waterproofing Tape	£36.00
DCM-R-I	120mm x 120mm Waterproof Tape Internal Corner	£9.00
DCM-R-E	120mm x 120mm Waterproof Tape External Corner	£9.00



Perimeter Edge Strip




Waterproofing Tape




Waterproofing Tape Internal



Waterproofing Tape External



Peel and Stick Mat



Fleece Mat

### Loose Wire Cable

- Ultra-thin dual-core heating element will not raise floor levels
- The thinnest dual-fluoropolymer coated heating wire (less than 1.8mm diameter)
- BEAB approved heating element meets the highest safety standards
- Quick installation – Single connection lead for fewer steps

DWS 300	Dual Wire Undertile Heater 300 watts	£160.00
DWS 400	Dual Wire Undertile Heater 400 watts	£190.00
DWS 600	Dual Wire Undertile Heater 600 watts	£278.00
DWS 800	Dual Wire Undertile Heater 800 watts	£359.00



Loose Wire Cable

### Insulation Board

INS BOARD 6mm	6mm Warmup Insulation Board	£27.00
INS BOARD 10mm	10mm Warmup Insulation Board	£27.00
INS BOARD 20mm	20mm Warmup Insulation Board	£36.00
INS BOARD 30mm	30mm Warmup Insulation Board	£45.00
INS BOARD 40mm	40mm Warmup Insulation Board	£52.00
INS TAPE 90m	Glass Fibre Tape – 90 metre roll	£6.00
<b>new</b> WCI-06	6mm Ultralight Underfloor Insulation Board (6 Pack)	£144.00

### Ultralight Flexible Insulation Board

Super performance, extremely strong with built in moisture barrier, contains no cement. Pack of 6 – covers 5.76<sup>2</sup>



Insulation Boards  
1250mm x 600mm



Ultralight Insulation Boards  
1200mm x 800mm



# Thermostats



**Guarantees**  
**3** Lifetime on Warmup Thermostats

6iE Smart WiFi Thermostat – The world's first underfloor heating thermostat with a smartphone touchscreen



Bright Porcelain  
6iE-01-BP-LC

Onyx Black  
6iE-01-OB-DC

Choosing the correct thermostat is crucial to ensuring that your heating system works effectively, efficiently and easily. To provide you and your home with an optimum heating experience, Warmup offers a wide range of underfloor heating controllers from simple manual thermostats to the latest, remotely accessible Smart thermostats.



6iE-01-OB-DC	Onyx Black	£187.00
6iE-01-BP-LC	Bright Porcelain	£187.00

# Thermostats

## Element WiFi Thermostat



Dark  
ELM-01-OB-DC



Light  
ELM-01-WH-RG

Warmup's Element WiFi thermostat has been designed with simplicity and stylish functionality in mind. It brings energy-efficient heating control to all floor heating systems. The Element does not require programming and uses Warmup's latest Smart technology to automatically control the heating for luxurious comfort and energy efficient operation.



ELM-01-OB-DC	Dark (Band Colour – Dark Chrome)	£138.00
ELM-01-WH-RG	Light (Band Colour – Rose Gold)	£138.00

## Tempo Digital Thermostat



Porcelain White  
ELT-PW

Piano Black  
ELT-PB



ELT-PW	Porcelain White	£126.00
ELT-PB	Piano Black	£126.00



Porcelain White  
ELT-PW